



 mitoredlight

USER MANUAL

PET PAD

www.mitoredlight.com

© 2025 Mito Red Light, LLC. All rights reserved.



CONTENTS

About us	04
Red light therapy and pets	05
User guidance for the Pet Pad	09
Cautions and disclaimer	13

ABOUT US

Located in Scottsdale, Arizona, Mito Red Light is dedicated to bringing the highest powered, highest quality red light therapy lights to market at the best possible value.

Having extensively studied and realized the benefits of red light therapy firsthand, Mito Red Light was brought into existence in order to provide consumers truly affordable, yet highly effective red light therapy options.

If you have any further questions, please feel free to contact us at: **info@mitoredlight.com**

You can also call our phone number
Monday - Friday 9am - 5pm MST
+1 866-861-6486

Mail correspondence can be sent to:

Mito Red Light, LLC
9319 N 94th Way, Suite 400
Scottsdale, AZ 85258

RED LIGHT THERAPY AND PETS

The growing amount of evidence documenting red light therapy's therapeutic benefits, both cosmetic and medical, has made the treatment more popular than ever. It can reduce pain from chronic joint conditions, decelerate the skin's aging process, and potentially improve sleep quality, among others. But can this revolutionary treatment for humans work the same wonders for your beloved pets?

Dogs, cats, and other animals are prone to cuts, inflammation, and pain like humans are. Trips to the veterinarian, surgeries, dressings, and medication can be costly and distressing to both the owner and the pet. For larger animals such as horses, even a small injury may lead to a fatal infection.

A growing number of people are shifting toward non-invasive and holistic treatments for health conditions. In recent years, more pet owners are also becoming open to alternative therapies for animals.

Using Mito Red Light therapy devices is highly beneficial for pets (especially dogs), as they can penetrate deep into the skin, muscles, tendons, ligaments, and bones to stimulate a strong healing response. Some veterinarians and pet owners have already been using red light therapy with near-infrared wavelengths to treat the health problems of different animal species.

RED LIGHT THERAPY AND PETS

It's important to acknowledge that red light therapy is not a cure-all for pet conditions. However, it can be an effective treatment for certain issues, including:

- Cuts and wounds
- Infections
- Inflammation
- Joint pain
- Ligament and tendon injuries
- Muscle regeneration
- Pain
- Osteoarthritis
- Salivary gland problems
- Sore muscles
- Strains and sprains

Furthermore, animals with more significant or severe medical conditions can use Mito Red Light LED therapy devices alongside conventional medical treatment. However, some medications may increase sensitivity to light. Before trying red light therapy, consult your veterinarian if your pet has a history of taking antihistamines or other meds.

Frequent and consistent use of red light therapy on animals also has preventative advantages. For example, red and near-infrared light wavelengths keep muscles, joints, and tissue healthy by reducing inflammation and stimulating cell regeneration.

HOW RED LIGHT THERAPY WORKS FOR PETS

Red light therapy for dogs and other animals works similarly to how it affects people. Almost all forms of life benefit from exposure to red and near-infrared light when it is administered in a controlled, careful manner over time.

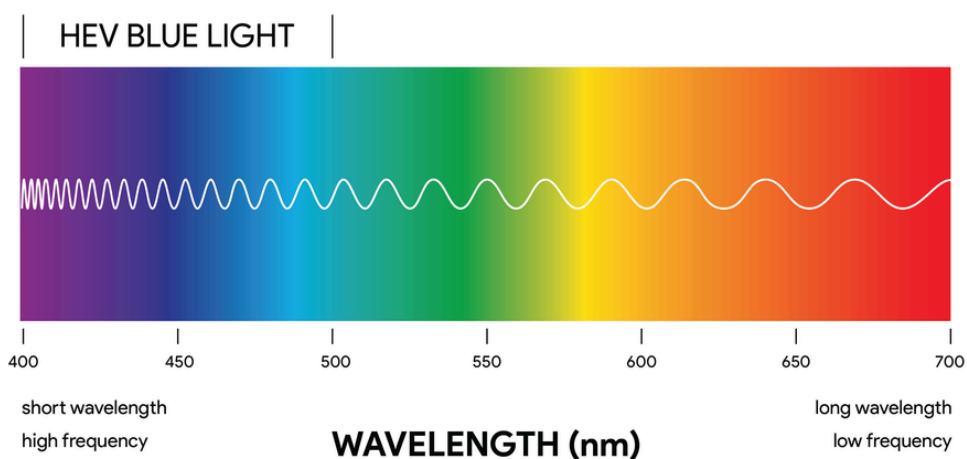
Red and near-infrared light wavelengths within the range of 600 nanometers (nm) to 1000nm affect cellular mitochondria, helping increase cellular energy production in the body. This rise in cellular energy occurs due to the light wavelengths facilitating the production of a specific protein essential for energy creation. Nearly all species have this protein known as cytochrome c oxidase (CcO).


Energized cells perform their roles more efficiently and effectively. As a result, the body of pets and humans alike experience improved healing, recovery, functionality, and better overall health.



VISIBLE LIGHT SPECTRUM CHART

NATURAL VISIBLE LIGHT SPECTRUM IN NANOMETERS





USER GUIDANCE FOR PET PAD

Indications for Use

Mito Red Lights are general wellness devices and are not intended to cure or diagnose any medical conditions. Use of this device is designed to help promote overall health and wellness by supporting cellular function. Mito Red Lights should only be operated based on the user guidelines, as outlined in this user manual.

First Time Use

For first time users, we recommend starting out with 2-3 minute treatments per area, and slowly working up to a 10 minute session over the course of 2-3 weeks as your pets body acclimates to the therapy.

Standard Use

We recommend up to 10 minute treatments per area. Additional 5 minute sessions for specific areas may be beneficial but beyond a certain point, the scientific evidence points to diminishing returns. More is not always better.



For this reason, we recommend you allow at least 6 hours between treatments of the same area. We recommend no more than 30 minutes in any one session. We recommend taking at least one day off per week.

PET PAD

PACKAGE CONTENTS

This package includes:

- A - Pet pad
- B - Controller
- C - Power battery and cable
- D - Jumper cable
- E - USB adaptor
- F - Battery case
- G - Adjustable strap
- H - Drawstring carrier pouch
- I - User manual



PET PAD

USER INSTRUCTIONS

Powering the Light Therapy Belt with the external battery


The light therapy belt comes with a 5V external power bank. This option will allow you to power the light therapy belt with the external battery. The battery can be charged using the USB adapter provided. Indicator lights on the battery will show the charge level:

1. Connect the pet pad to the remote control



2. Connect the other end of the remote control to the jumper cable.

3. Connect one end of the jumper cable into the round DC socket



PET PAD

USER INSTRUCTIONS

Using the remote

Your remote includes settings for modes, time, brightness, and pulse. To use, turn on the battery and press the power button twice.

For mode: Press the "set" button to select the desired mode - red, NIR, or red and NIR.

For time: Select Timer Mode: Press the "set" button until the black highlight is over the clock image. Use the '+' and '-' button to adjust the time. The timer starts at 1 minute and can be incremented by 1 minute. The maximum timer duration is 20 minutes.

For brightness: Press the "set" button until the black highlight is over the sun image. Adjust the light intensity from L1 to L5. L1 represents lower powered light, while L5 represents the strongest light setting.



CAUTIONS & DISCLAIMER

Mito Red Light recommends consulting with your animal doctor provider prior to use if you believe that you or your pet is sensitive to light. Some cold and allergy medications, pain medications, and medications used to treat infection may cause light sensitivity.

If you or your pet experiences discomfort or have a concern about the light, stop use immediately and contact your healthcare provider.

Unplug from outlet when not in use to avoid tripping hazards.

Disclaimer

The statements in this manual have not been evaluated by the Food and Drug Administration (FDA). The information provided is not intended to diagnose, treat, cure, or prevent any disease and should not be construed as medical advice. Our products are low-risk, general wellness / fitness products that do not require FDA clearance, in accordance with the "General Wellness: Policy on Low Risk Devices" draft released January 20, 2015.

Mito Red Light makes no claims or representations or otherwise warranties regarding the ability of this product to cure any physical or mental conditions. A qualified health professional should always be consulted prior to using this product in regards to any condition that may requires medical attention.

Mito Red Light Pet Pad: Battery Capacity: 15,000 mAh; 67% NIR, 33% Red; LEDs: 400 diodes, Wavelengths: 630nm, 660nm (Red) & 810nm, 850nm (NIR); Brightness: 1%-100% Power Input: 120V (can be used internationally w/ plug adapter) Charge Power Output: 12V Weight: 3.5 pounds, Treatment area dimensions: 20" x 20". 1 Year Warranty Runs 2-6 hours on a single charge (depending on intensity level selected)

CAUTIONS & DISCLAIMER

To preserve the life and functionality of the light, always store in a cool, dry place when possible. For proper use and safety, please be sure to read this manual and follow all instructions and do not do any of the following:

DO NOT let pets or children use the device without adult supervision.

DO NOT use this on infants.

DO NOT let sleeping, disabled, or unconscious persons use the device.

DO NOT exceed 30 minutes of use in one therapy session.

DO NOT use on open, fresh wounds.

DO NOT use in combination with liniments, salves, ointments, or balms that contain heat producing ingredients. A skin burn could be the result of doing so.

DO NOT modify or attempt to repair this equipment. There are no parts that are serviceable by the user.

The Mito Red Light is an electrical device. To avoid electric shock and other electricity-related dangers, adhere to the following instructions:

DO NOT wash electrical parts with water or other liquids.

DO NOT drop your device or other components, such as the battery, in water or other liquids or place it where it may fall into water or other liquids.

DO NOT expose to running water. If your light comes into contact or becomes submerged into water or other liquid, unplug it immediately from the electrical power outlet. If it is to be used in the vicinity of water, we recommend using an electrical outlet protected by Ground Fault Circuit Interrupter (GFCI).

CAUTIONS & DISCLAIMER

DO NOT directly touch the light or touch the plugs or switches with wet hands.

DO NOT apply or touch the light to, or with, wet or damp skin.

DO NOT pull, carry, or lift the light by its cord. If the cord is damaged, don't use the light.

DO NOT use on or near heated surfaces.

DO NOT operate this light in areas where it could be exposed to flammable or combustible products or vapors. Explosion or fire may occur.

DO NOT store or use your device in hot temperatures exceeding 120 degrees Fahrenheit.

DO NOT use your light if it is damaged. Continuous use of a damaged light may result in electric shock or injury.

DO NOT use extension cords unless they are designed to carry the total wattage of the light being powered.

DO NOT unplug by pulling directly on the cord. Grasp the plug itself, not the cord, when unplugging from an outlet.



www.mitoredlight.com



User Manual and Instructional Videos

This user manual and instructional videos can be found here:

<https://mitoredlight.com/pages/user-manual>

Updated April 2024



[/mitoredlight](https://www.facebook.com/mitoredlight)



[/mitoredlightofficial](https://www.instagram.com/mitoredlightofficial)



[@MitoRedLight](https://www.youtube.com/@MitoRedLight)



[@mitoredlightofficial](https://www.tiktok.com/@mitoredlightofficial)