



 mitoredlight

Mito Red Original 2.0 Series

User Manual

www.mitoredlight.com

© 2025 Mito Red Light, LLC. All rights reserved.



TABLE OF CONTENTS

ABOUT US	3
GETTING STARTED	4
CONTRAINDICATIONS	5
FAQS	7
GETTING STARTED	10
LIGHT THERAPY OVERVIEW	13
SAFETY INSTRUCTIONS, WARNINGS, AND DISCLAIMER	16
CAUTIONS & DISCLAIMER	18
WARRANTY POLICY.....	19

ABOUT US

Located in Scottsdale, Arizona, **Mito Red Light**® is dedicated to bringing the highest powered, highest quality red light therapy lights to market at the best possible value.

Having extensively studied and realized the benefits of red light therapy firsthand, Mito Red Light was brought into existence in order to provide consumers truly affordable, yet highly effective red light therapy options.

If you have any further questions, please feel free to contact us at:
info@mitoredlight.com

You can also call our phone number
Monday - Friday 9am - 5pm MST

+1 866-861-6486

Distributed through Amazon by Mito Red Light LLC

Mito Red Light LLC
9319 N 94th Way, Suite 200
Scottsdale, AZ 85258

GETTING STARTED

INDICATIONS FOR USE

Mito Red Lights are general wellness devices and are not intended to cure or diagnose any medical conditions. Use of this device is designed to help promote overall health and wellness by supporting cellular function. Mito Red Lights should only be operated based on the user guidelines, as outlined in this user manual.

FIRST TIME USERS

For first time users, we recommend starting out with 2-3 minute sessions per area, and slowly working up to a 10-minute session over the course of 2-3 weeks as your body acclimates to the therapy.

STANDARD USE

Mito Red Original 2.0: We recommend 10-minute sessions at 6-12 inches from your device.

Additional 10-minute sessions for specific areas may be beneficial but beyond a certain point, the scientific evidence points to diminishing returns. More is not always better.



For this reason, we recommend you allow at least 6 hours between sessions on the same area. We recommend no more than 15 minutes in any one session. We recommend using the device 4-6 times per week. We recommend taking at least one day off per week.

Because the LEDs are very bright, eye protection should be worn when looking directly towards the light, particularly when NIR is active.

MAINTENANCE

The Mito Red Light® does not require any maintenance beyond basic care and regular cleaning. Cleaning the light is easy, just unplug the light and wipe the surface with a cloth or paper towel. Do not use harsh cleaning chemicals or bleach because they may damage the light. Make sure the light is dry before using it again. For safety, the light is only intended for use indoors.

CONTRAINDICATIONS

CONTRAINDICATIONS FOR RED LIGHT THERAPY

There are no industry-wide accepted contraindications for red light therapy or list of accepted contraindications that is designated or enforced by regulatory agencies. Research in red light therapy is ongoing, and contraindications are derived from existing research and clinical inferences.



POTENTIAL HAZARDS

Heat - Red light therapy will generate thermal energy as light is absorbed. This heat may present a hazard in some conditions.

Light - The electromagnetic radiation used in red light therapy is low in energy, but it may affect tissues that are sensitive to light.

Tissue Stimulation - Red light therapy is intended to stimulate tissues. In some disease states this may be undesirable.

ABSOLUTE CONTRAINDICATIONS

Recent Burns - Recent burns may still contain residual thermal energy that may be increased by heat from red light therapy.

Malignant Cancers - There is a theoretical risk that red light therapy may increase cell proliferation in malignant cancers.

Hyperthyroidism (Neck & Upper Chest) - Red light therapy on the neck and upper chest may increase thyroid activity in those with hyperthyroidism.

Pregnancy (Abdomen) - The effects of red light therapy that reaches a developing fetus are not fully understood and may potentially have a negative effect.

Eye Disease (Eyes) - Red light therapy's effects on various eye conditions is not fully understood and light sensitive cells in the eyes may respond unfavorably to intense red light.

Light Sensitivity - Individuals with rare conditions causing extreme sensitivity to light or who have previously reacted to red light therapy should avoid its use.

RELATIVE CONTRAINDICATIONS

Fever or Infection – There is a theoretical risk that the use of red light therapy can worsen existing hyperthermia caused by fever or infection.

Systemic Lupus Erythematosus (SLE) – SLE can cause skin sensitivity, increasing the risk of a reaction to red light therapy.

Severe Bleeding or Blood Loss – Some research suggests that red light therapy may slow the body's ability to stop bleeding.

Use of Photosensitizing Medications – Medications that increase sensitivity to light may increase risks of sensitivity to red light therapy.

Tattoos – Red light therapy may cause cosmetic defects to body art, especially body art that uses red inks may be prone to fading when exposed to intense red light. The tattoo ink may also cause uneven absorption of red light, causing therapy to be less uniform.

Dark skin pigmentation – The effect of skin pigmentation on red light therapy is still being studied. Those with darker skin tones may find that their skin absorbs more light, making it warmer than those with lighter skin tones would experience. A smaller amount of red light may actually reach deeper tissues, however, this effect is not likely to be large.

Dark hair – Darker colors of hair may absorb more light, causing increased warmth and decreased penetration of red light. This effect is not likely to be large.

Melasma / Hyperpigmentation – Our own product study showed improvement from red and NIR light on hyperpigmentation, particularly when paired with a high antioxidant serum. However, in rare instances users can experience the opposite effect. We suggest starting slowly and using red light only if this is a concern.

A detailed discussion of this can be found in our article: Red Light Therapy & Hyperpigmentation.

Anyone with a contraindication to red light therapy (or any health condition at all) should consult with their physician before using red light therapy.

FAQS

IS RED LIGHT THERAPY SAFE? ARE THERE SIDE EFFECTS?

Mito Red Light uses only the red and near infrared wavelengths that are clinically proven to be effective and safe. However, we always recommend consulting with your healthcare provider for specific questions about any concerns or health conditions.

DO I NEED SAFETY GLASSES WITH THIS LIGHT?

While there is a growing body of scientific research suggesting that modest amounts of red and NIR LED light may benefit certain eye conditions, Mito Red's plug-in lights are very bright! As such, eye protection is provided and should be worn when facing the lights, particularly when NIR is active.

WHEN USING, DO NOT STARE DIRECTLY INTO THE LIGHT EMITTING DIODES (LEDS).

Again, our Mito Red Lights are very bright and if you have any eye problems, or any other health conditions at all, please consult with a licensed healthcare professional before using a device like Mito Red.



WILL LIGHT THERAPY SESSIONS CAUSE DETOX SYMPTOMS?

It is possible that a Mito Red Light session can cause some detox related symptoms while your body acclimates. If you experience these types of issues, we recommend stopping use until the symptoms go away. Then start out at 2-3 minutes per session area and work your way slowly up to 10 minutes over the course of 2-3 weeks. This will help your body adapt. If you continue to experience detox-related symptoms and have any concerns regarding the use of red light therapy, we recommend stopping use and consulting with your healthcare provider.

We have a full 60-day no hassle trial and full refund policy.



WHAT IF MY SKIN IS BURNED OR DAMAGED?

Red light therapy has been clinically-proven to help damaged skin heal from cuts, burns, and other blemishes. We recommend consulting with your healthcare provider if you have any concerns.

As we are not licensed healthcare practitioners, we are not able to offer definitive clinical guidance. We recommend consulting with your trusted health care provider with specific questions.

WHAT IF I HAVE A PRE-EXISTING HEALTH CONDITION OR TAKE MEDICATIONS?

Mito Red Lights are classified as a general wellness devices. Out of an abundance of caution, we recommend you consult with your healthcare provider if you have any pre-existing conditions or if you take photosensitizing drugs. Steroids work to suppress the immune system while red light therapy may work to stimulate it. To the extent that the two therapies may work against each other, we do not recommend they be used together.

CAN CHILDREN USE MITO RED LIGHT®?

Clinical studies have shown red and NIR light therapy to be quite safe. However, if you are considering using it with children, we recommend consulting with a healthcare professional. All sessions with children should be done under adult supervision.

CAN PREGNANT OR NURSING WOMEN USE THE LIGHTS?

As there has been no clinical research with red light therapy on pregnant or nursing subjects, do not use the device if pregnant or lactating before consulting with your healthcare provider.

OTHER CONSIDERATIONS: BOTOX, BREAST IMPLANTS AND LASIK


Users with a history of facial fillers and/ or Botox injections should consult their dermatologist prior to use.

Users with breast implants should consult their plastic surgeon prior to use.


Do not use the device during the healing period post Lasik eye surgery. Before resuming use, we recommend getting clearance from your doctor. As always, we recommend following our user guidelines and making sure to use the provided goggles when facing directly into the light panel.

ARE THE NIR LEDS NOT WORKING?

NIR is just beyond the visible spectrum and is invisible to the naked eye. You will only actually be able to see a pink dot, or a subtle pink glow emanating from the LEDs when they are on. Please rest assured that there is a significant amount of light energy emanating from those LEDs and your Mito Red Light is in fact working exactly as designed.



Panel off
(through camera lens)




NIR on only
(through camera lens)

GETTING STARTED: MITO RED ORIGINAL 2.0 SERIES

Step 1: Start by unboxing your panel. Also included in your box you will find the following items:

- A** - 1 x user manual
- B** - 1 x power cord
- C** - 1 x eye protection goggles
- D** - 1 x eye protection glasses
- E** - 1 x over the door hook
- F** - 1 x hanging cables
- G** - 2 x small vinyl straps
- H** - 2 x large vinyl straps



Attention: The Mito Original 2.0 Series will be packaged with 16 AWG power cord. The XL panels will be supplied with a 14 AWG. If you need a replacement power cord, please contact customer service.

GETTING STARTED:

MITO RED ORIGINAL 2.0 SERIES

Step 2a: If you have a Mitomin 2.0, pull out the table top stand and place on a stable worktop.



Step 2b: If you have a Mitomid 2.0 or Mitomax 2.0 or Mitomega 2.0 and would like to hang your panel on a door, attach the included steel cables. Then attach the door hook onto a door and hang.

Optional vinyl straps are included to hang at different heights.



Step 3: Connect the power cable into the plug located on the back of the unit. And then connect to an outlet.



GETTING STARTED:

MITO RED ORIGINAL 2.0 SERIES

Step 4: Turn on the power switch on the back of the panel.

Select the mode and time, and press OK to start/stop your session.

Mode - choose between Red only (A), Near Infrared only (I), or both (A I).

Time - choose up to a 20 minute session. To select a lower time keep pressing TIME and the count will reset after 20 minutes.

To end your session early, press the OK button.

Always power off your device when not in use.



Some Mito Red tips:

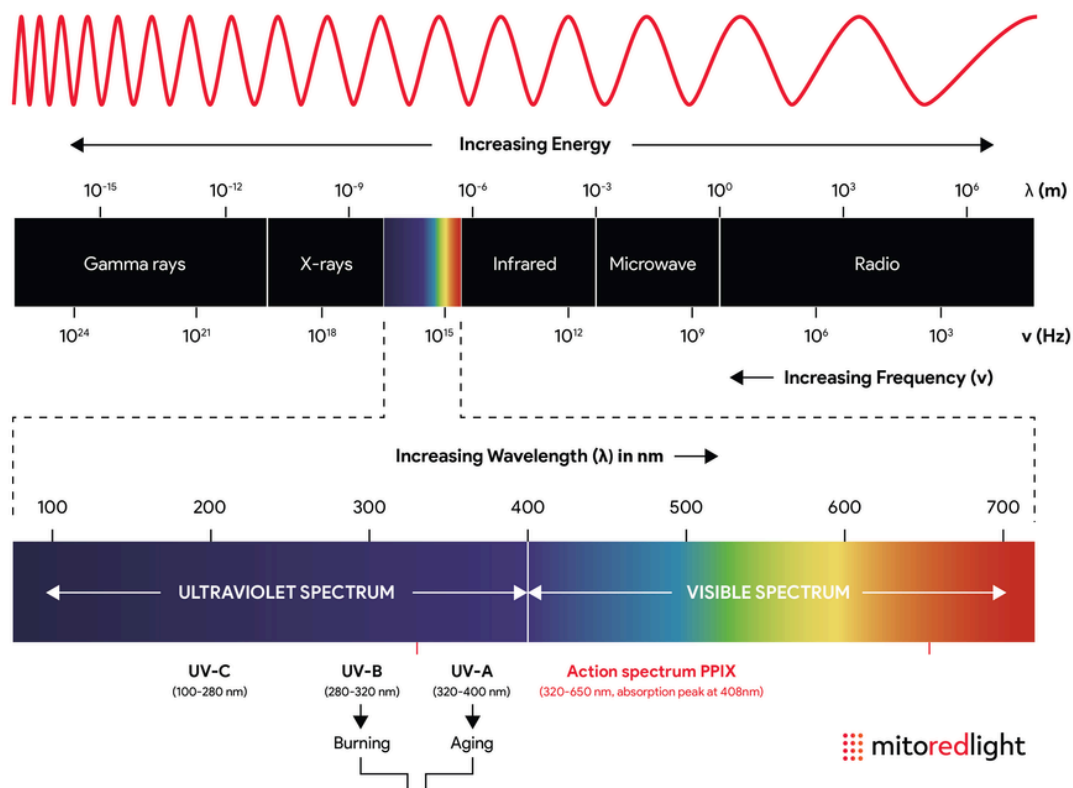
- For first time users, we recommend starting out with 2-3 minute sessions per area, and slowly working up to a 10-minute session over the course of 2-3 weeks as your body acclimates to the therapy.
- Always ensure you are wearing the included eyewear protection when facing the panel when in use.
- Near Infrared (NIR) is invisible to the naked eye - some customers think the panel is not working, but if you take the device into a dark room and take a photo - you will see a small red/purple hue of light which indicates the NIR is working just as designed.

LIGHT THERAPY OVERVIEW

What is Red and Near Infrared Light Therapy?

Red and near-infrared light are part of the electromagnetic spectrum, and more specifically, part of the spectrum of light emitted by the sun. These wavelengths of light are "bioactive" in humans.

Below is a chart outlining the electromagnetic spectrum:



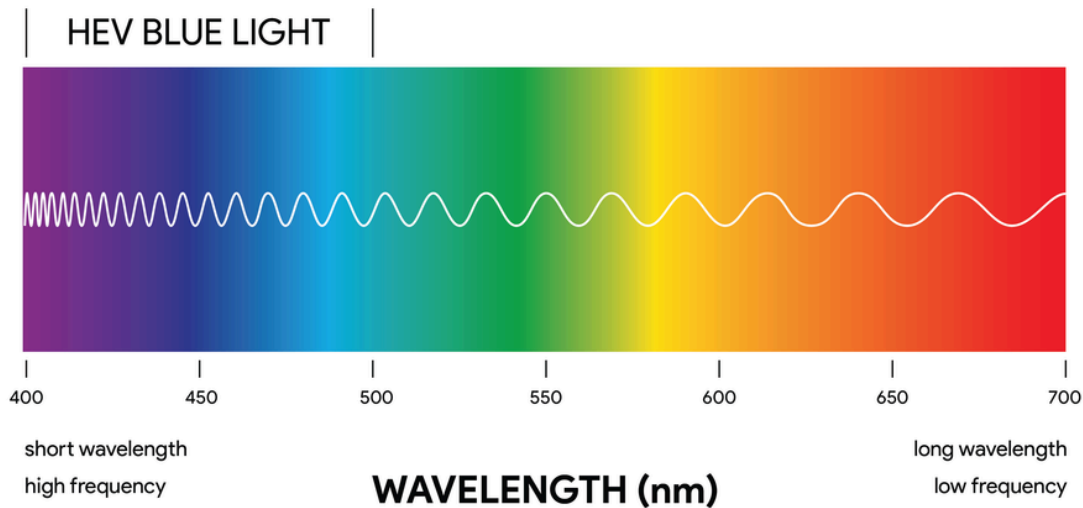
If you remember high school physics, when you pass white light through a prism it separates out the different colors based on their wavelengths (ROYGBIV). Only a tiny part of this spectrum (roughly 400nm to 700nm) is actually visible to the human eye.

LIGHT THERAPY OVERVIEW



VISIBLE LIGHT SPECTRUM CHART

NATURAL VISIBLE LIGHT SPECTRUM IN NANOMETERS



At the highest end of the visible light spectrum is red light, which goes from a little over 600nm to approximately 700nm. Above the visible light spectrum is near-infrared (NIR) from about 700nm to a little over 1,100nm.

It is specifically these red and near-infrared wavelengths that have amazing effects on our bodies. Most research showing benefits of red light and near-infrared light have used wavelengths in the ranges of 620-680nm and 800-880nm.

There have now been literally thousands of studies done in both animals and humans. Overall, red and near infrared light has been repeatedly shown to have

positive effects on cell function in animal and human studies and aid in improving a wide range of conditions.

It's all about PENETRATION.

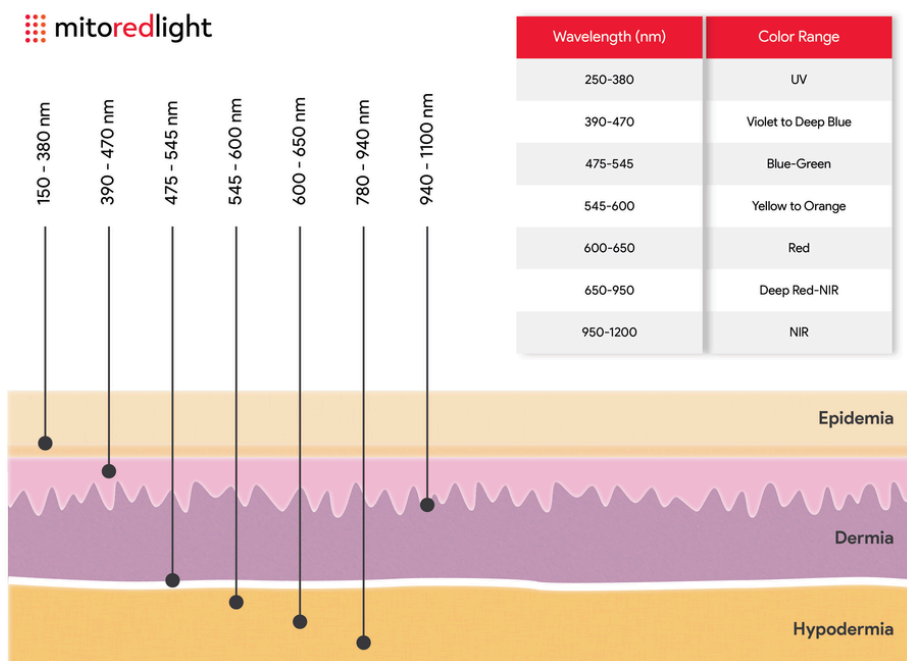
Most wavelengths of light (UV, blue, green, yellow, etc.) are unable to penetrate into the body - instead they stay in the layers of the skin.

However as the picture above shows, red and near-infrared light are able to penetrate deeper into the human body and are able to reach the cells, tissues, blood, nerves, into the bones and even into the brain!

LIGHT THERAPY OVERVIEW

The benefits of red light: Red light between 600–700nm offers benefits for skin texture and tone, smoothing fine lines and wrinkles, promoting collagen production and generally rejuvenating the appearance of skin and hair.

The benefits of near-infrared light: Near-infrared light (NIR) 700nm - 1100nm penetrates deeper into the tissues to assist with wound healing, muscle recovery, nerve injury and joint pain.



RED LIGHT BOOSTS CELLULAR ENERGY PRODUCTION

The most well studied mechanism of action surrounding red and near infrared light therapy is increased MITOchondrial energy production in the cells.

MITOchondria are tiny organelles that are the energy power plants of all the cells in our body. Red and near infrared light therapy helps the MITOchondria create more of that energy.

The specific photons found in red and near infrared light interact with a

photoreceptor within our cells called cytochrome c oxidase. This interaction stimulates the mitochondria in our cells to use oxygen more efficiently, which allows the mitochondria to produce more ATP (adenosine triphosphate). Adenosine triphosphate is a complex organic chemical that provides energy to drive many processes in living cells, e.g. muscle contraction, nerve impulse propagation, and chemical synthesis. Found in all forms of life, ATP is often referred to as the "molecular unit of currency" of intracellular energy transfer. When our cells have more energy, they simply perform better and the body follows suit!

SAFETY INSTRUCTIONS, WARNINGS, AND DISCLAIMER

To preserve the life and functionality of the light, always store in a cool, dry place when possible. For proper use and safety, please be sure to read this manual and follow all instructions and do not do any of the following:

DO NOT let children use the device without adult supervision.

DO NOT use this on infants.

DO NOT let sleeping, disabled, or unconscious persons use the device.

DO NOT exceed 20 minutes of use in one therapy session.

DO NOT use on open, fresh wounds.

DO NOT use in combination with liniments, salves, ointments, or balms that contain heat producing ingredients. A skin burn could be the result of doing so.

DO NOT modify or attempt to repair this equipment. There are no parts that are serviceable by the user. The Mito Red Light is an electrical device. To avoid electric shock and other electricity-related dangers, adhere to the following instructions:

DO NOT wash electrical parts with water or other liquids.

DO NOT drop your device in water or other liquids or place it where it may fall into water or other liquids.



DO NOT expose to running water. If your light comes into contact or becomes submerged into water or other liquid, unplug it immediately from the electrical power outlet. If it is to be used in the vicinity of water, we recommend using an electrical outlet protected by Ground Fault Circuit Interrupter (GFCI).



DO NOT directly touch the light or touch the plugs or switches with wet hands.

DO NOT apply or touch the light to, or with, wet or damp skin.

DO NOT pull, carry, or lift the light by its cord. If the cord is damaged, don't use the light.

DO NOT use on or near heated surfaces.

DO NOT operate this light in areas where it could be exposed to flammable or combustible products or vapors. Explosion or fire may occur.

DO NOT store or use your device in hot temperatures exceeding 130 degrees Fahrenheit.

DO NOT use your light if it is damaged. Continuous use of a damaged light may result in electric shock or injury.

DO NOT use extension cords unless they are designed to carry the total wattage of the light being powered.

DO NOT unplug by pulling directly on the cord. Grasp the plug itself, not the cord, when unplugging from an outlet.

DO NOT cover the cooling fans while operating the light.

CAUTIONS & DISCLAIMER

CAUTIONS

Mito Red Light® recommends consulting with your healthcare provider prior to use if you believe that you are sensitive to light. Some cold and allergy medications, pain medications, and medications used to treat infection may cause light sensitivity.

We also recommend consulting with your healthcare provider prior to using the light if you are pregnant, have any suspicious or cancerous lesions, or have recently had a steroid injection or use topical steroids.

If you experience discomfort or have a concern about the light, stop use immediately and contact your healthcare provider.

Unplug from outlet when not in use to avoid tripping hazards.

DISPOSAL

The light should not be disposed of with other household waste. The light requires disposal via a designated collection point for the recycling of electrical waste.

Please recycle your equipment at the time of disposal to help conserve natural resources and protect human health and the environment.

DISCLAIMER

The statements in this manual have not been evaluated by the Food and Drug Administration (FDA). The information provided is not intended to diagnose, treat, cure, or prevent any disease and should not be construed as medical advice. Our products are low-risk, general wellness / fitness products.

Mito Red Light makes no claims or representations or otherwise warranties regarding the ability of this product to cure any physical or mental conditions. A qualified health professional should always be consulted prior to using this product in regards to any condition that may require medical attention.

CALIFORNIA PROP 65 REQUIRES THE FOLLOWING NOTICE WARNING:

The enclosed hardware and power cord contain chemicals (such as lead) known to the State of California to cause cancer and birth defects or other reproductive harm. This is true of virtually all power cords and electronics sold in the marketplace at this time. Please wash hands after use.

WARRANTY POLICY

PRODUCT SPECIFIC WARRANTY POLICIES:

Mito Red Original 2.0 comes with a **two (2) year warranty**.

The warranty above is valid only to the original purchaser if item purchased directly from www.mitoredlight.com or an authorized reseller and is non-transferable. The warranty period starts the date the original purchased unit is delivered.

The warranty covers any defects in material or workmanship under normal use during the warranty period. During the warranty period, Mito Red will replace, at no charge, products that prove defective because of improper material or workmanship, under normal use and maintenance.

Mito Red will replace the products at no charge. For the first 180 days, Mito Red will be responsible for all shipping costs related to your request. After the first 180 days, buyer will be responsible for product shipping charges and related coverage while in transit to Mito Red. Please retain the tracking information for proof of delivery to us.

The warranty does not cover any problem that is caused by damage resulting from your negligence, improper maintenance,



improper use, experimental use, or modifications; the warranty does not cover theft or loss of the product.

To obtain warranty service, you must first contact us at info@mitoredlight.com to determine the problem and the most appropriate solution for you. You may be asked to provide proof of any defects, and therefore you should maintain photos and videos of any alleged defects.



www.mitoredlight.com



User Manual and Instructional Videos

This user manual and instructional videos can be found here:
<https://mitoredlight.com/pages/user-manual>

Updated January 2025

FOLLOW US!

